

NOVOSOFT 485HE SERIES WATER SOFTENER

Novo's premier high-efficiency softener sets the new standard for high performance while offering more features designed to make installations faster & easier than ever!



Cabinet model

Twin tank model

Uses up to
75% less salt
& **64% less Water!!!**



Two piece cabinet design

Features:


- Reverse Flow regeneration preserves unused portion of softening bed from unnecessary exchange saving salt
- Precision Brining calculates the exact amount of brine required to regenerate saving up to 30% more salt
- Automatic Backwash Frequency Preset for clean municipal water saves water by matching backwash to water quality need
- Soft Water Brine Tank Refill keeps tank & injectors clean
- Automatic System Refresh flushes stagnant water after 7 days of non-use preventing bacteria growth
- Soft Water Recharge Mode ensures soft water during unusually heavy water usage
- Compact two-piece cabinet
- Condensation tank jacket (8", 9" & 10" twin tank models)
- NSF Certified fibreglass pressure tank
- IAPMO R & T Certified cation resin
- IAPMO R & T Certified against CSA B483.1
- User-friendly backlit LCD display
- "No Touch" information display rotates key info like last regeneration date and volume remaining
- Unique bypass with integrated turbine meter saves space, eliminates connections and is more durable
- Time saving quick connect fittings on bypass, drain & brine line. Power cord even has quick connect for easier installations.
- Drain line o-ring eliminates the need for Teflon
- Brine safety valve for added overflow protection
- Plastic salt grid prevents bridging (twin tank only)
- 48 hour self charging battery back-up
- Includes hose clamp and 10' of drain tubing



7 Year Warranty
Control Valve




Lifetime Warranty
Pressure tank



HIGH PERFORMANCE FEATURES:

Reverse Flow Regeneration with Precision Brining

Traditional 'downflow' softeners deplete the unused portion of the resin bed with every regeneration. It is like draining the gas tank in your car every time before filling it up!



'Reverse Flow Regen' - drives the hardness minerals up through the already depleted resin and out to drain - saving both salt and the unused portion of the resin for future use.

Soft Water Recharge - If total capacity goes below 3%, a short 15 minute 'recharge' will restore additional capacity so the softener can soften until the regular 2:00 a.m. regeneration time.

Precision Brining - saves additional salt by pre-making only 70% of the brine. Just before regeneration, the computer calculates the precise amount of brine top-up needed to regenerate only the depleted resin saving up to 30% more salt!

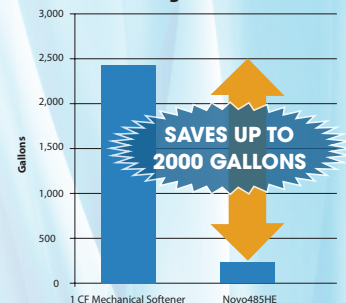
Soft Water Brine Tank Refill - Conserve capacity and keep brine tank cleaner by adding only treated soft water to brine tank rather than raw untreated hard water.

Automatic System Refresh - If no water is used for seven days, the system will perform an automatic refresh preventing bacteria growth.

Automatic Backwash Override - On clean municipal water supply there is no need to backwash and clean the bed every regeneration. Save water each regeneration by skipping up to 10 backwash cycles.



Estimated Annual Back Wash Water Usage



Specifications	485HE-75C	485HE-100C	485HE-75	485HE-100	485HE-150	485HE-200	485HE-300
	15010450	15010451	15010452	15010453	15010454	15010455	15010456
Optional Settings - High Efficiency							
Salt Used - Per Regeneration	2.3 lbs	3.0 lbs	2.3 lbs	3.0 lbs	4.5 lbs	6.0 lbs	9.0 lbs
Water Used - Regeneration	22.7 gal	28.3 gal	22.6 gal	31.6 gal	44.3 gal	60.9 gal	102.2 gal
Hardness Removal - Grains	11,250	15,000	11,250	15,000	22,500	30,000	45,000
Factory Settings - Standard Capacity							
Salt Used - Per Regeneration	4.5 lbs	6.0 lbs	4.5 lbs	6.0 lbs	9.0 lbs	12.0 lbs	18.0 lbs
Water Used - Regeneration	40.5 gal	48.6 gal	34.0 gal	43.4 gal	62.7 gal	87.1 gal	139.2 gal
Hardness Removal - Grains	18,750	25,000	18,750	25,000	37,500	50,000	75,000
Optional - High Capacity							
Salt Used - Per Regeneration	7.5 lbs	10.0 lbs	7.5 lbs	10.0 lbs	15.0 lbs	20.0 lbs	30.0 lbs
Water Used - Regeneration	56.1 gal	69.5 gal	49.6 gal	64.3 gal	90.3 gal	124.6 gal	196.2 gal
Hardness Removal - Grains	22,500	30,000	22,500	30,000	45,000	60,000	90,000
Resin Quantity - Cubic Feet	0.75 ft	1.0 ft	0.75 ft	1.0 ft	1.5 ft	2.0 ft	3.0 ft
Tank Size	9x35	10x35	8x44	9x48	10x54	12x52	14x65
Tank Jacket / Media Loaded	Yes	Yes	Yes	Yes	Yes	No	No
Brine Tank / Cabinet Size (Inches)	16.5 x 19.3 x 43.3	16.5 x 19.3 x 43.3	18.1 x 34.5	18.1 x 34.5	18.1 x 34.5	20.3 x 37.4	23.0 x 40.5
Salt Storage Capacity	175 lbs	175 lbs	240 lbs	240 lbs	240 lbs	350 lbs	420 lbs
Flow Rate @ 15 psi Pressure Drop	11.6 gpm	12.0 gpm	10.4 gpm	11.0 gpm	11.2 gpm	12.2 gpm	12.6 gpm
Flow Rate @ 25 psi Pressure Drop	15.6 gpm	16.0 gpm	14.3 gpm	15.0 gpm	15.1 gpm	16.2 gpm	16.6 gpm
Back Wash Flow Rate	2.0 gpm	2.4 gpm	1.5 gpm	2.0 gpm	2.4 gpm	3.5 gpm	5.0 gpm
Shipping Weight	93 lbs	110 lbs	105 lbs	122 lbs	155 lbs	172 lbs	244 lbs
Regeneration Type	Counter Current / Up Flow						
Maximum Efficiency	5,060 grains /lb salt						
Plumbing Connections	¾" and 1" connections						
Resin Type	Aquafine 8% High Capacity Ion Exchange Resin						
Electrical Requirements	Input 120V 60 Hz - Output 12V 650mA						
Water Temperature	Min 39 - Max. 100 degrees Fahrenheit						
Water Pressure	Min. 20 - Max. 125 psi						

WATCH THE VIDEO

Check out the 485 Features & Benefits video

www.novowater.com/video.asp



Designed, Engineered & Assembled in the U.S.A.

Your Local Plumbing Professional

Toll Free: 877-288-9888

www.novowater.com

Regina, SK • Cambridge, ON • Carmel, IN • Fridley, MN
Pottstown, PA • Phoenix, AZ



BEAUTY HEALTH & HOME